



5 Secrets to travel on a budget



5 Secrets to travel on a budget that no one tells you. I'll tell you!

Years of experience traveling have taught me a few things about how to maximize my budget and I want to share those awesome secrets with you!

Secret #1



When you book a flight, consider breaking your trip into two legs or two separate trips if you know what I mean.


For example, if I am going from Calgary, Canada (Where I live) to Mexico City, I search for flights from Calgary to cities in the US like Houston, Dallas, Las Vegas, etc., then I search for a Mexican local airline that offers services out of those cities to Mexico City.

Believe me, that makes your trip way less expensive than if you were to book just with one airline all the way through.

There are Mexican airlines that offer flights from the US to several cities in Mexico for **less than \$100usd**.

That's a very good deal if you ask me!





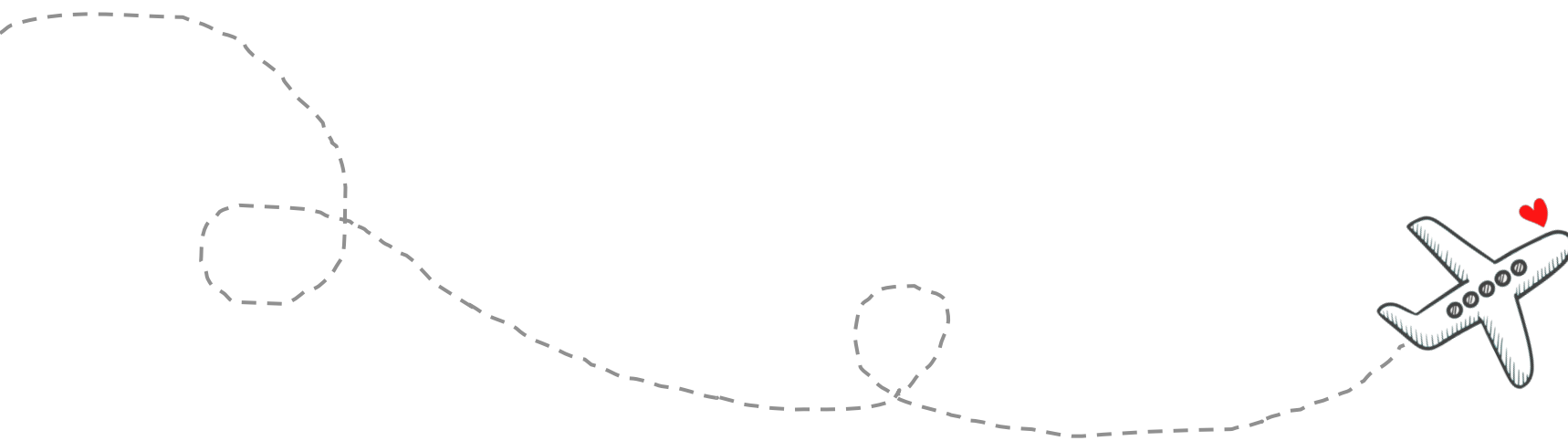
↪ Secret #2

Start your search for flights by going to third party websites like booking.com, cheaptickets, kayak, etc.) There are many that you can search and most of the time they really do offer the best prices, **however, don't stop there.**

Sometimes airline websites have better deals than those 3rd party websites. Make sure to always check the airline's websites before making a purchase.

There is also a **great benefit to booking directly with the airline.** If for any reason you have to cancel or reschedule your flight, booking through the airline makes that process so much easier, on the other hand, dealing with 3rd party websites sometimes can turn into a nightmare that is not worth having, not even if you are saving a few dollars.

TRAVEL
is the only thing you buy that
MAKES YOU
RICHER



Secret #3



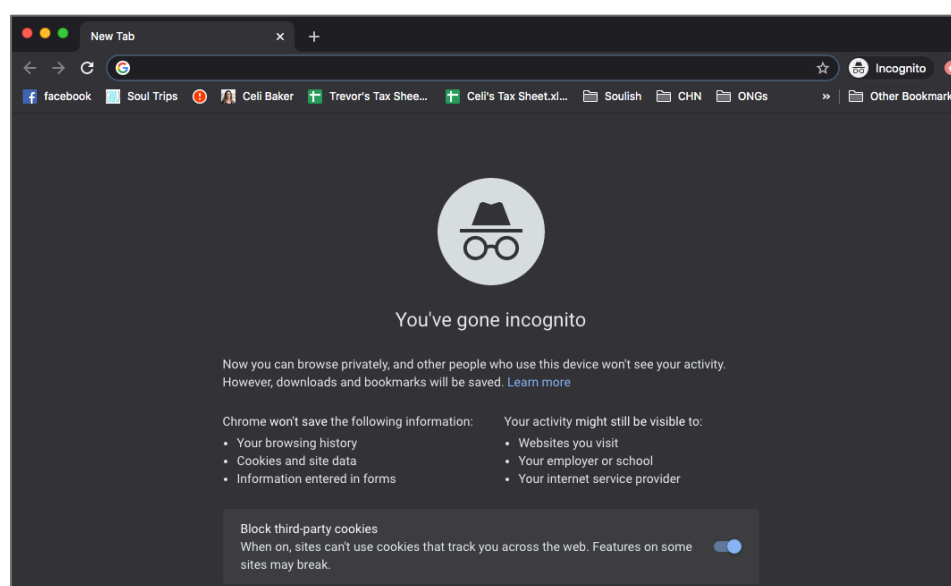
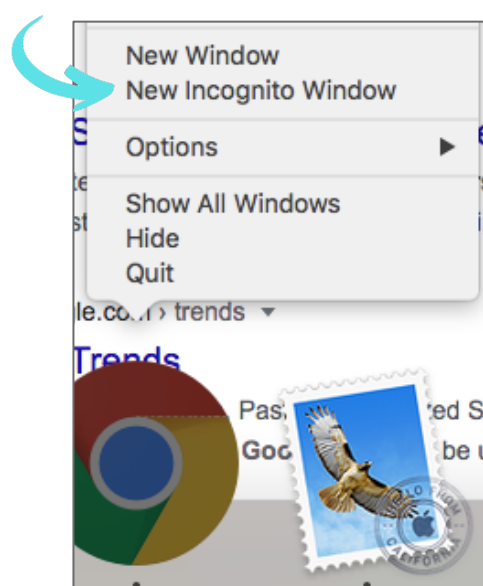
As you very well know, nowadays we can't do anything without Google knowing, so, when you are searching for your flight, you can go into incognito mode on your browser.

That makes Google think that you are a “new” user that has never searched for anything. No chance for Google to suggest new flights at higher prices than the ones you just saw 5 minutes ago.

I'm inserting a screen shot here so that you know what I'm talking about. Once you are on incognito mode search normally.

All you have to do is go to the bottom menu (if you have one, or top menu for some computers) **right click on the internet browser and select new incognito window.**

It looks black like the picture you see here.





Secret #4

This one sounds a little crazy but believe me, it has worked for me many times.

When you are planning to buy your airfare, always try getting two one way tickets. Obviously, it doesn't work all the time, however, when it works, it usually means you could be saving a lot of money on your flight.

Let me explain: let's say I'm going from Calgary to Cancun. I would first search for a one way Calgary – Cancun which might take me through Toronto, Then I search for another one way ticket from Cancun to Calgary, it might take me to Chicago for example.

Sometimes it is way more expensive, so, make sure to do the math and figure out what works best for you and the specific plans you have.



(SOUL
TRIPS)



Secret #5

Brace yourself because what I am going to tell you I discovered by mistake but it has saved me many times.

This has nothing to do with booking your airfare but actually about what to eat while you are flying, as food in the airplane is absolutely expensive and not good at all.

One day we decided to buy the famous cup of noodle and take it with us in the plane. All you have to do is ask for hot water. However, you have to remember to bring your own cutlery because the airline might not have anything available for you.

Before you say anything, I know, it's not the healthiest option but when you are having to decide between a \$18 tray of cheese and crackers or a warm cup of noodles, I rather do the noodles.

Along the lines of food, I also always bring an empty water bottle through security. Once you are at the gate area, there are always water bottle filling stations or you can ask your flight attendant to fill it up for you.

GIVE
CONNECT
EXPLORE



Thank you!

I hope you take advantage of these few secrets I just shared with you!

If you liked them, please go ahead and **share our Instagram account** with your friends, it helps us have more and more great travelers as part of our community.

Open minded people ready to travel with purpose.
Ready to give, connect and explore!

**To find out about our upcoming trips
Please visit our website at
www.mysoultrips.com**

